



AP Drawing Portfolio

Tamia Washington

219VU582

2024

Written Evidence

Sustained Investigation

Identify the inquiry that guided your sustained investigation.

Response:

How can topics surrounding mental health be communicated in a way that is appealing to a wide audience? Growing up, I loved cartoons and graphic novels, which have both inspired me artistically and taught me lessons I remember to this day. Despite mental health being an important factor in our lives, psychological issues are rarely addressed in media that is directed towards a younger audience. By telling a narrative through sequential art, I sought to fill this void through the incorporation of such themes into a narrative that is easily digestible for younger readers.

Describe ways your sustained investigation developed through practice, experimentation, and revision.

Response:

Each work began as a physical thumbnail prior to being transferred to a digital medium and polished to their current state. In each page, I focused on forming an easily followed page flow with vibrant colors; flowing, expressive posing; and a cartoonish style that would appeal to younger viewers alongside older readers. As I worked on the investigation, I began streamlining my production process, making use of a more gestural method of coloring that kept the lively and loose flow of the original sketches more effectively.

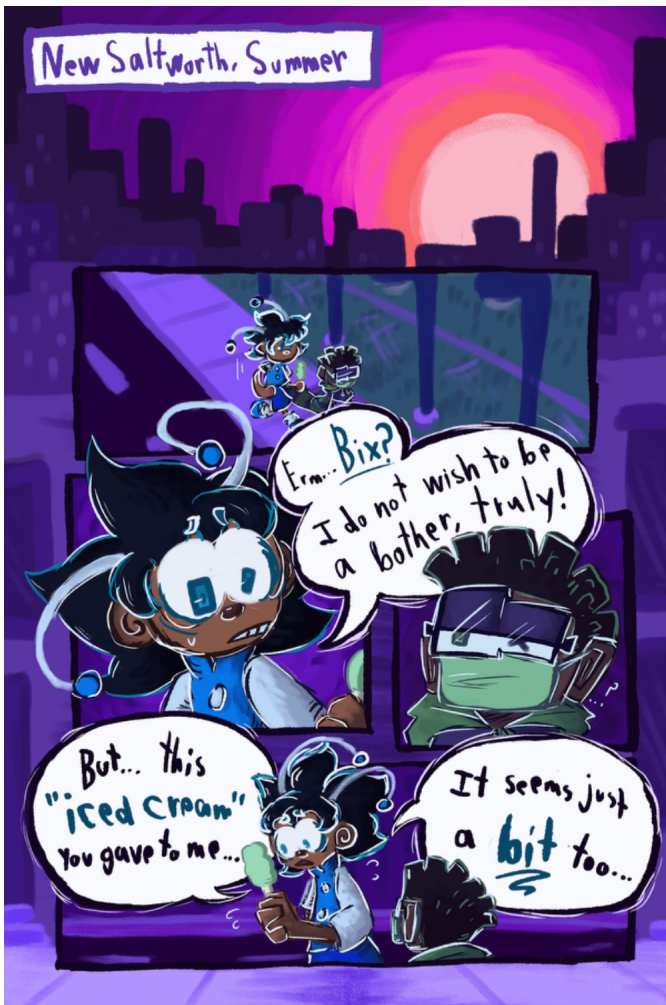


Image 1

Sustained Investigation

Height: 12

Width: 9

Depth: 0

Materials: Digital, Adobe Photoshop

Process(es):

Adding color at a lower opacity over a toned background for a more cohesive color pallet.

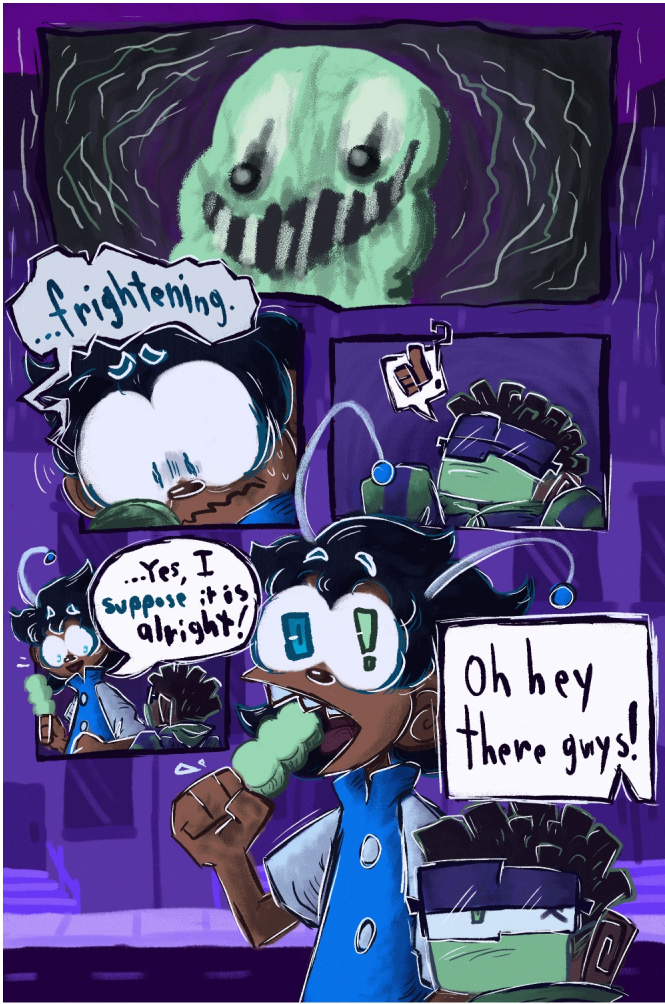


Image 2

Sustained Investigation

Height: 12

Width: 9

Depth: 0

Materials: Digital, Adobe Photoshop

Process(es):

Top panel painted with higher detail than rest of the page to appear more comically jarring.

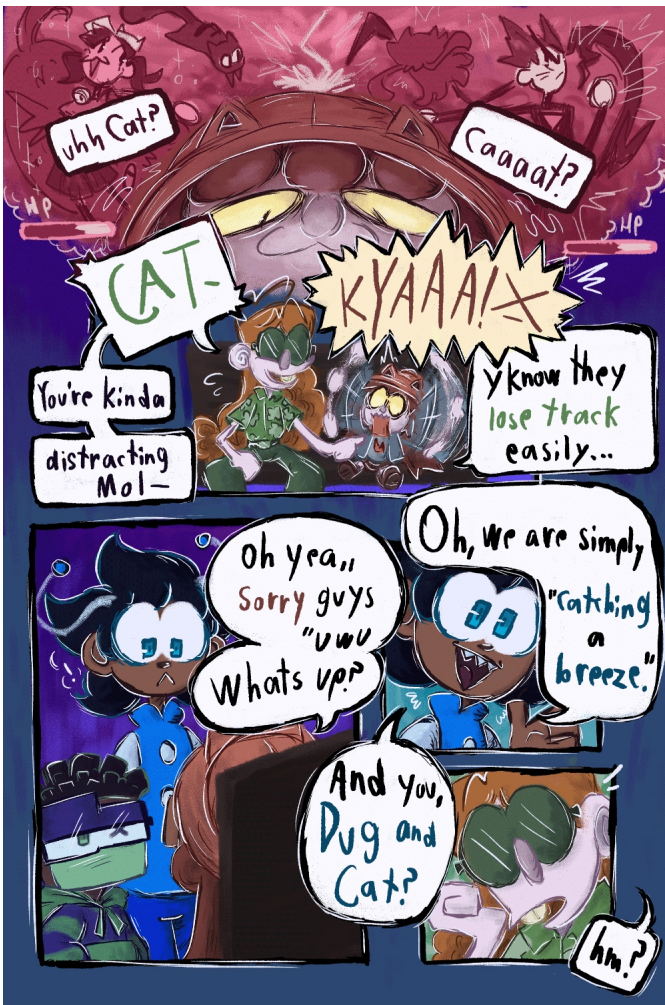


Image 4

Sustained Investigation

Height: 12

Width: 9

Depth: 0

Materials: Digital, Adobe Photoshop

Process(es):

Simplified monochrome style used in top panel to separate character's thoughts from reality.




Image 5

Sustained Investigation

Height: 12

Width: 9

Depth: 0

Materials: Digital, Adobe Photoshop

Process(es):

Refining colored areas into smoothly defined shapes with proper shading.




Image 6

Sustained Investigation

Height: 12

Width: 9

Depth: 0

Materials: Digital, Adobe Photoshop

Process(es):

Colors blocked in beneath digital sketch to establish the page's pallet.



Image 7

Sustained Investigation

Height: 12

Width: 9

Depth: 0

Materials: Digital, Adobe Photoshop

Process(es):

Introducing new character through atypical dialogue bubble shape and color.



Image 8

Sustained Investigation

Height: 12

Width: 9

Depth: 0

Materials: Digital, Adobe Photoshop

Process(es):

Establishing new character as an antagonist through aggressive dialogue that invades the space.



Image 9

Sustained Investigation

Height: 12

Width: 9

Depth: 0

Materials: Digital, Adobe Photoshop

Process(es):

Sketchier style used to visually portray the building tension between the characters on the page.

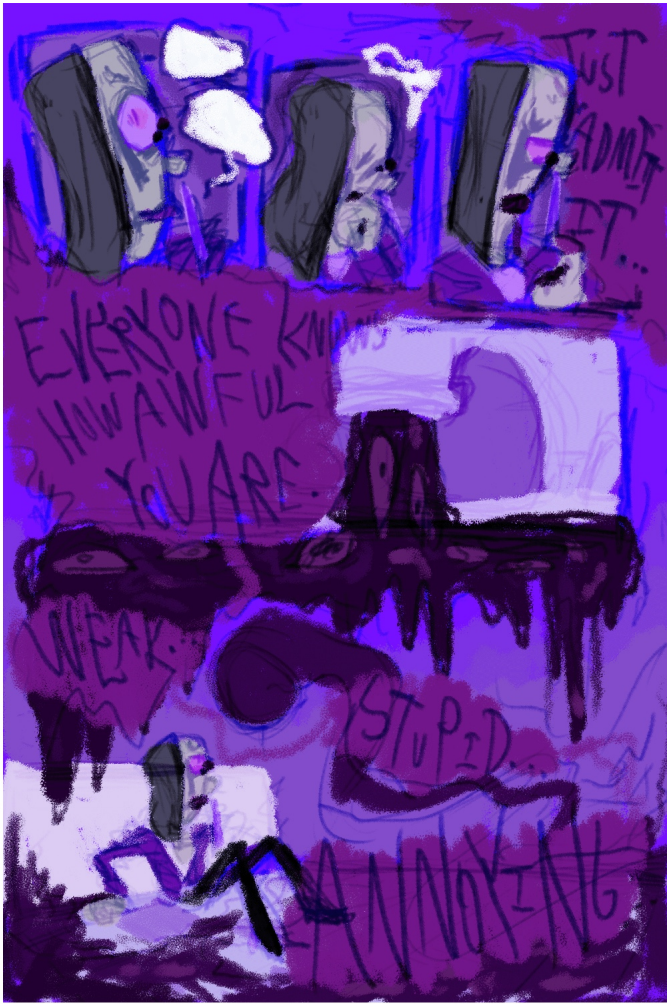


Image 10

Sustained Investigation

Height: 12

Width: 9

Depth: 0

Materials: Digital, Adobe Photoshop

Process(es):

Allowing panels to bleed together to show the lack of order and normalcy in the scene.

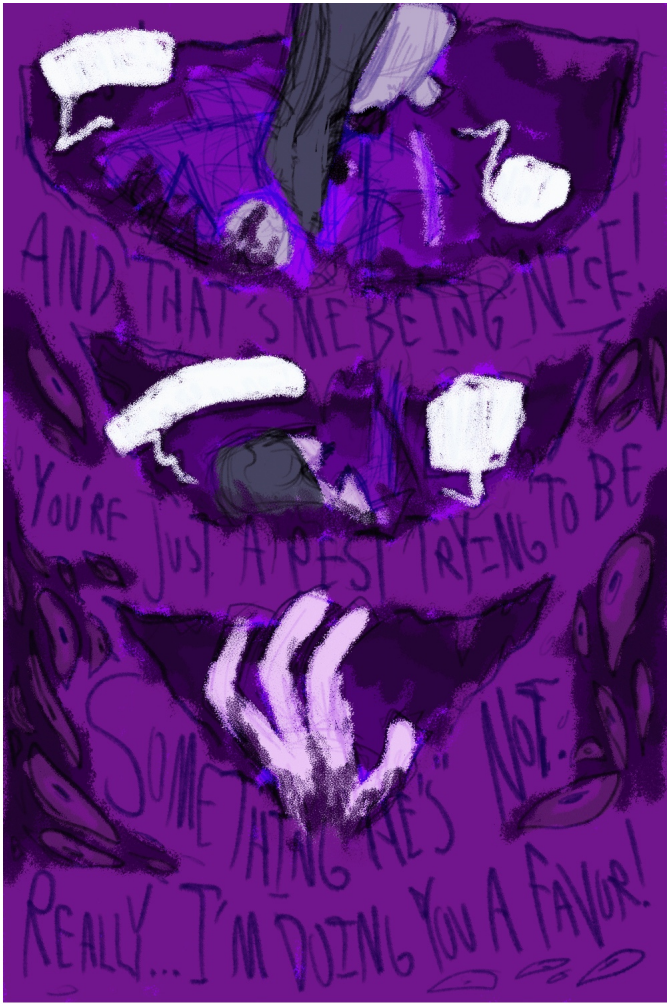


Image 11

Sustained Investigation

Height: 12

Width: 9

Depth: 0

Materials: Digital, Adobe Photoshop

Process(es):

Color of antagonistic character's speech bubbles consumes the page to show their increased control.

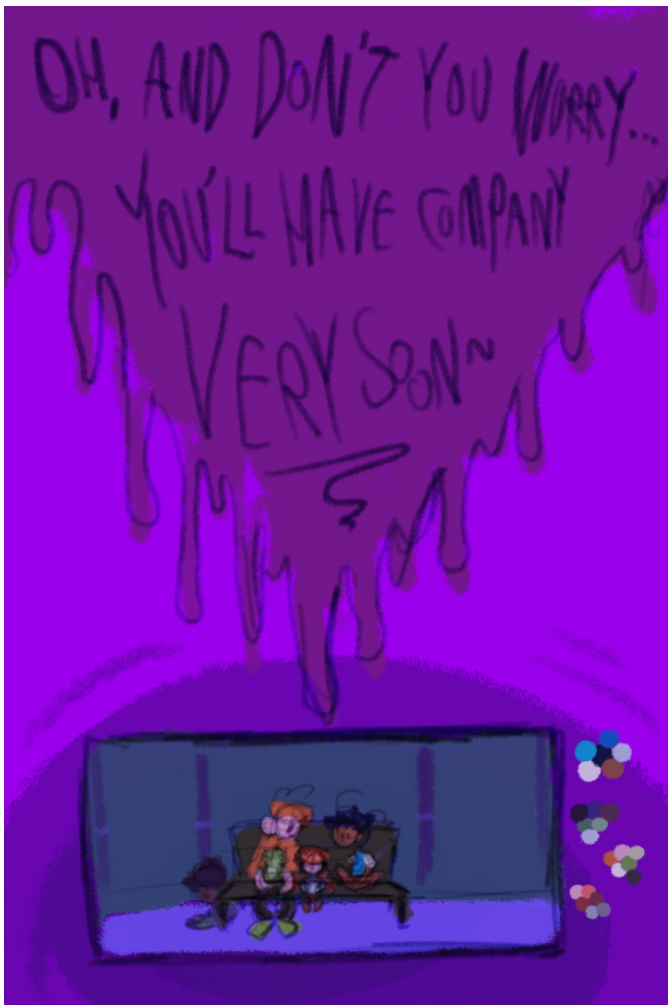


Image 12

Sustained Investigation

Height: 12

Width: 9

Depth: 0

Materials: Digital, Adobe Photoshop

Process(es):

Colors from previous page bleed into next scene as a smooth transition between them.




Image 13

Sustained Investigation

Height: 12

Width: 9

Depth: 0

Materials: Digital, Adobe Photoshop

Process(es):

Rough color blocking with changing base color to indicate change in mood.




Image 14

Sustained Investigation

Height: 12

Width: 9

Depth: 0

Materials: Digital, Adobe Photoshop

Process(es):

Sketch done using different colors to differentiate aspects of the page from each other.



Image 15

Sustained Investigation

Height 3.96

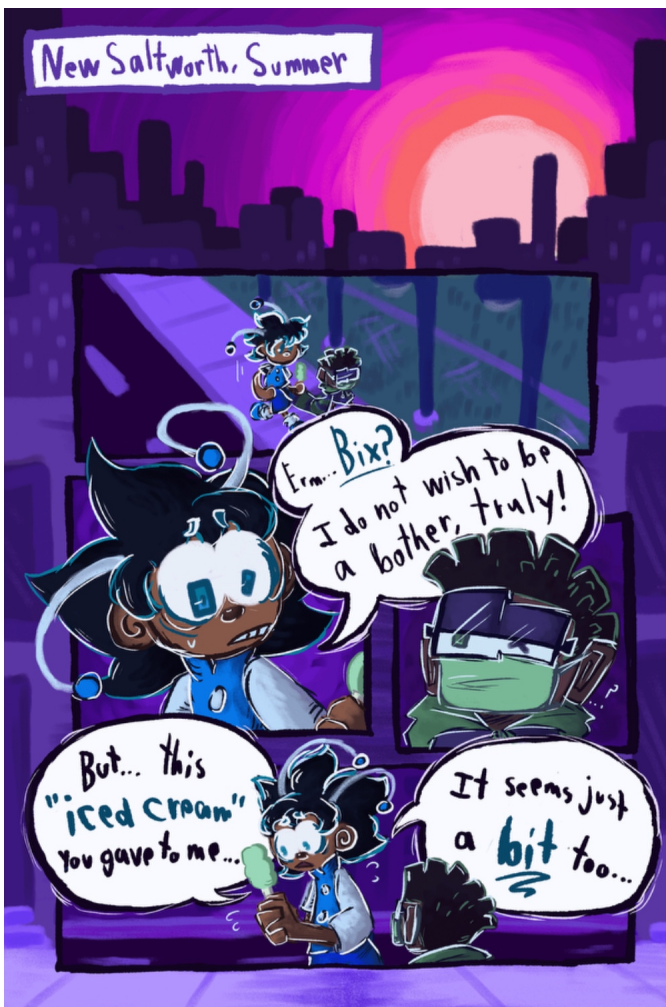
Width: 13

Depth: 0

Materials: Digital, Adobe Photoshop

Process(es):

Characters sketched via gesture
drawing before being refined using color
layered over the sketches.



Work 1

Selected Works

Height: 12

Width: 9

Depth: 0


Idea(s):

Establishing comic's location and central characters with as little verbal cues as possible.

Materials: Digital, Photoshop

Process(es):

Adding color at a lower opacity over a toned background for a more cohesive color pallet.



Work 2

Selected Works

Height: 12

Width: 9

Depth: 0

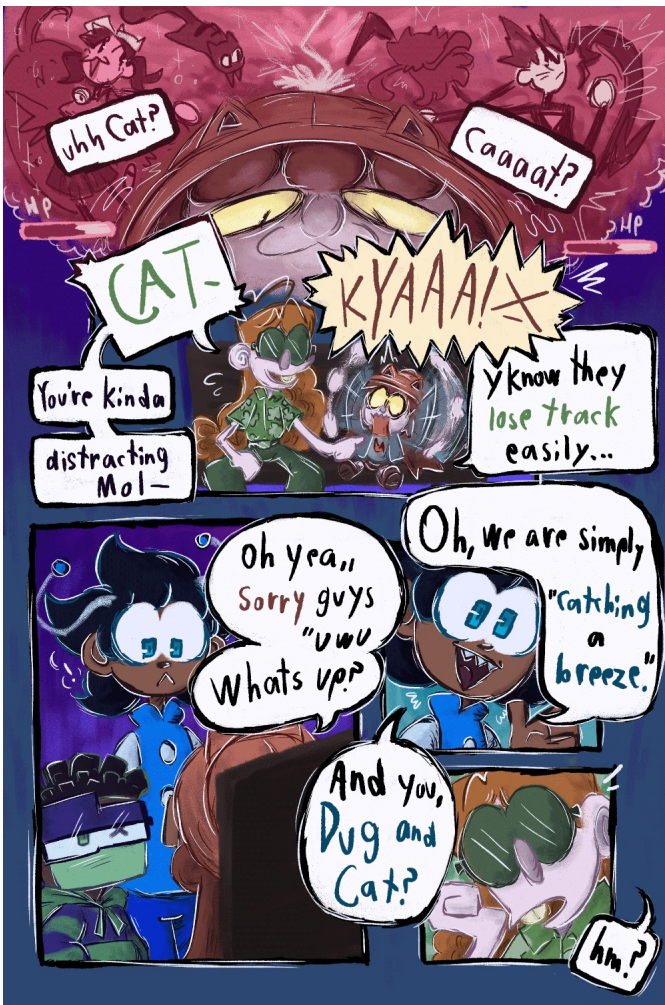
Idea(s):

Establish central characters' personalities further using a visual gag involving a popsicle.

Materials: Digital, Photoshop

Process(es):

Top panel painted with higher detail than rest of the page to appear more comically jarring.



Work 4

Selected Works

Height: 12

Width: 9

Depth: 0

Idea(s):

Provide previously unnamed characters' names naturally in dialogue.

Materials: Digital, Photoshop

Process(es):

Simplified monochrome style used in top panel to separate character's thoughts from reality.



Work 5

Selected Works

Height 3.96

Width: 13

Depth: 0

Idea(s):

Establish color pallets and the different proportions of characters in a vibrant height chart.

Materials: Digital, Photoshop

Process(es):

Characters sketched via gesture
drawing before being refined using color
layered over the sketches.