

Sight Word Fluency Practice #3



Fluency Page #8
Name _____

Directions: Find and highlight (or color) the words in the word hunt. Each
Read the growing sentence three times. Color a star face after each.

there	thought	under
most	here	water
head	between	thought
other	head	down

I saw
I saw the whale
I saw the whale put his head
I saw the whale put his head
I saw the whale put his head
I saw the whale put his head

Illustrate the sentence.

took
river
four

river food took
together four sound
right between took river
river from miles four

We took
We took four of our
We took four of our best
We took four of our best horses
We took four of our best horses down to the
We took four of our best horses down to the river.☆☆☆

Illustrate the sentence.



(Fry Words 201-300)
By Miss DeCarbo

Teacher Instructions

Dear Educator,

This fluency pack was designed to provide you with yet another way to develop your students' sight word fluency. Each of the 34 fluency pages targets three of Fry's sight words and puts those sight words into the context of a sentence. You can use this pack as a "warm-up" to your guided reading lessons, as an RTI intervention tool, as homework, seatwork, or as center work for your kiddos!

Using this fluency pack is easy!

- 1) Students will first learn the targeted sight words with the flashcards.
- 2) Students will practice identifying those sight words as they color or highlight the three targeted words within the word hunt box. You can also have students color or highlight the words within the sentence if you wish.
- 3) Students will read the fluency phrase three times. This provides students with the opportunity to practice the targeted sight words within the context of a sentence to develop rate, expression, and smoothness.
- 4) Students will illustrate the completed sentence to demonstrate comprehension of the text.

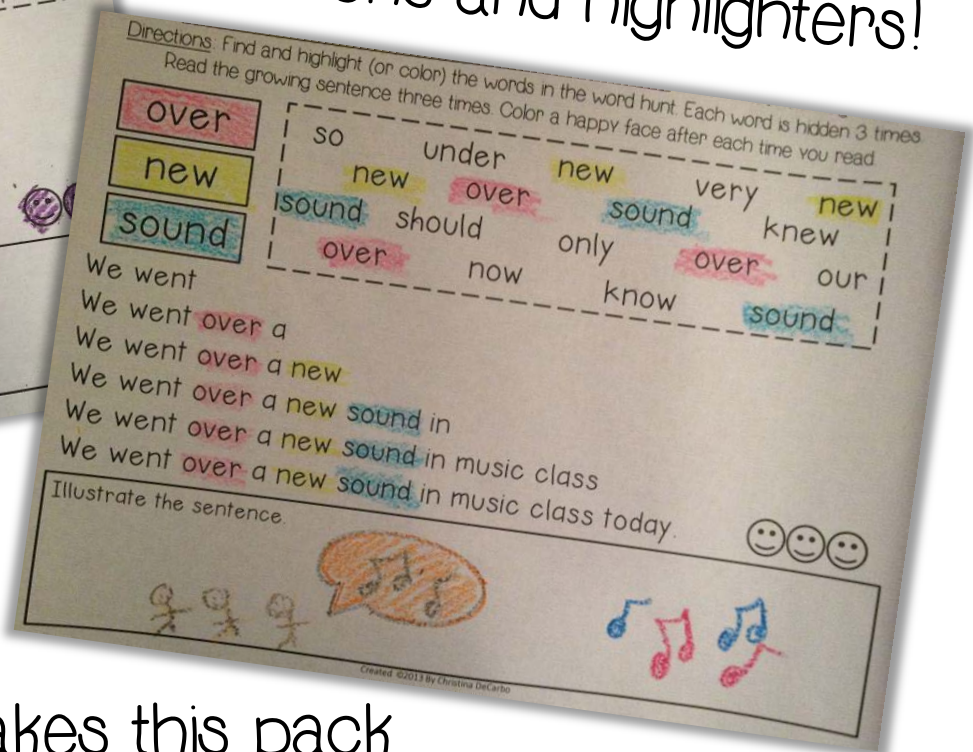
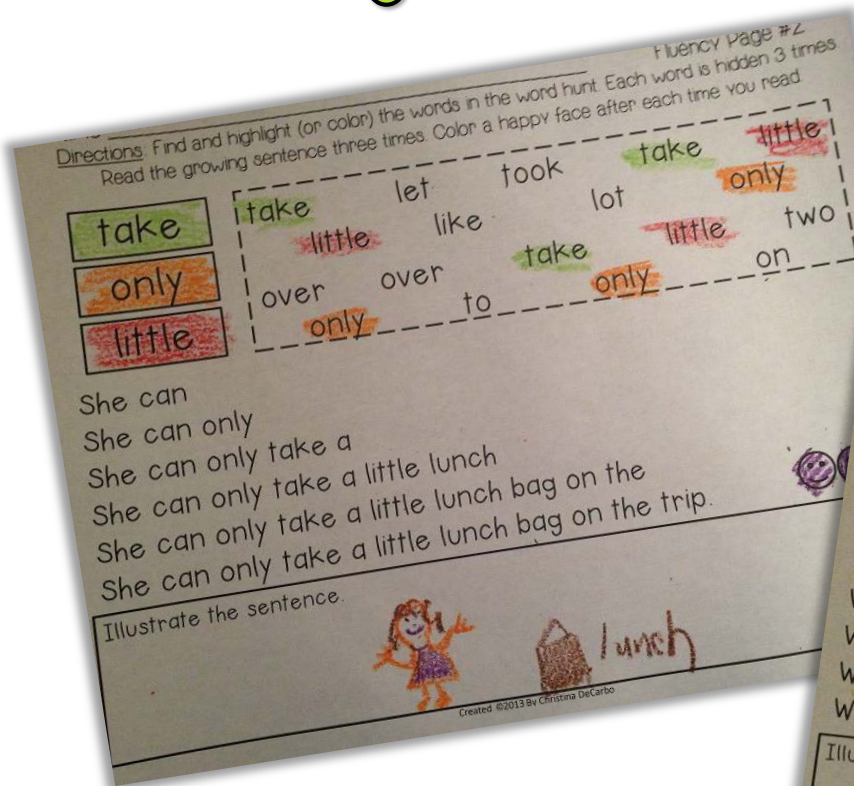
Use the pre and post assessment page to keep track of your students' growth. An easy teacher-tracker is also included to help you plan your lessons or daily instruction for each reading group with ease! I hope you enjoy this learning pack and find it useful for your students!

Happy Learning.
Christina



Fluency Phrases Action Photos!

Students love finding the targeted sight words with crayons and highlighters!



The short length of text makes this pack ideal for the first half of the year, struggling readers, and Tier III students.

Name _____

Directions: Find and highlight (or color) the words in the word hunt. Each word is hidden 3 times.

Read the growing sentence three times. Color a star face after each time you read.

high

every

near

near high new high near
need near every knew
every should never when how
over high know every

Every day,

Every day, I walk up

Every day, I walk up the high hill

Every day, I walk up the high hill near

Every day, I walk up the high hill near the school.



Illustrate the sentence.

Name _____

Directions: Find and highlight (or color) the words in the word hunt. Each word is hidden 3 times.

Read the growing sentence three times. Color a star face after each time you read.

add

food

between

so food good add four
add any sound between
go between for begin food
before add food between

Add food

Add food to the dog's

Add food to the dog's dish

Add food to the dog's dish between

Add food to the dog's dish between 1 and 2

Add food to the dog's dish between 1 and 2 o'clock. 

Illustrate the sentence.

Name _____

Directions: Find and highlight (or color) the words in the word hunt. Each word is hidden 3 times.

Read the growing sentence three times. Color a star face after each time you read.

own

below

country

can't country own only walk
into one below country
the between country before own
below add own below

My own

My own country is

My own country is below

My own country is below Canada on

My own country is below Canada on the map.



Illustrate the sentence.

Name _____

Directions: Find and highlight (or color) the words in the word hunt. Each word is hidden 3 times.

Read the growing sentence three times. Color a star face after each time you read.

plants

last

school

plants school plants add last
put like school people
last between plants school some
something many last between

Last year

Last year at school,

Last year at school, we grew

Last year at school, we grew red

Last year at school, we grew red pepper

Last year at school, we grew red pepper plants.



Illustrate the sentence.

Name _____

Directions: Find and highlight (or color) the words in the word hunt. Each word is hidden 3 times.

Read the growing sentence three times. Color a star face after each time you read.

father

keep

trees

fast father could trees any
about keep sound father
trees like keep three keep
into father food trees

My father

My father plants

My father plants trees

My father plants trees by our house

My father plants trees by our house to keep

My father plants trees by our house to keep us cool. 

Illustrate the sentence.

Name _____

Directions: Find and highlight (or color) the words in the word hunt. Each word is hidden 3 times.

Read the growing sentence three times. Color a star face after each time you read.

never

started

city

so started there nothing for
never not never started
city started someone start city
couldn't never city can't

The show

The show never

The show never started on

The show never started on time

The show never started on time in

The show never started on time in the city.



Illustrate the sentence.

Name _____

Directions: Find and highlight (or color) the words in the word hunt. Each word is hidden 3 times.

Read the growing sentence three times. Color a star face after each time you read.

Earth

eyes

light

every any light eyes Earth
later Earth together every
about eyes every eyes first
light let light Earth

I can see

I can see Earth

I can see Earth and the light

I can see Earth and the light from the sun

I can see Earth and the light from the sun with my eyes.



Illustrate the sentence.

Name _____

Directions: Find and highlight (or color) the words in the word hunt. Each word is hidden 3 times.

Read the growing sentence three times. Color a star face after each time you read.

thought

head

under

there thought under they under
most here water head
head between thought under Earth
other head down thought

I thought I saw

I thought I saw the whale

I thought I saw the whale put his head

I thought I saw the whale put his head under

I thought I saw the whale put his head under the water.



Illustrate the sentence.

Name _____

Directions: Find and highlight (or color) the words in the word hunt. Each word is hidden 3 times.

Read the growing sentence three times. Color a star face after each time you read.

story

saw

left

saw soon story alone saw
story was light left
get between left story never
left was saw come

I saw

I saw the story

I saw the story you left

I saw the story you left on the

I saw the story you left on the table

I saw the story you left on the table in the hall.



Illustrate the sentence.

Name _____

Directions: Find and highlight (or color) the words in the word hunt. Each word is hidden 3 times.

Read the growing sentence three times. Color a star face after each time you read.

don't

few

while

awhile	for	don't	few	on
don't	white	sound	didn't	
hear	don't	few	after	while
while	few	while	down	

Why don't

Why don't we read

Why don't we read a few

Why don't we read a few pages

Why don't we read a few pages while I sit

Why don't' we read a few pages while I sit with you?



Illustrate the sentence.

Name _____

Directions: Find and highlight (or color) the words in the word hunt. Each word is hidden 3 times.

Read the growing sentence three times. Color a star face after each time you read.

along

might

close

must along might close kept
could close maybe close
might about might can't after
between along didn't along

I might jog

I might jog along

I might jog along the path

I might jog along the path before they

I might jog along the path before they close the park.



Illustrate the sentence.

Name _____

Directions: Find and highlight (or color) the words in the word hunt. Each word is hidden 3 times.

Read the growing sentence three times. Color a star face after each time you read.

something

seemed

next

once seemed onto next some
saw next something seemed
again something nothing never next
come something seemed everyone

Something

Something seemed

Something seemed to move

Something seemed to move next

Something seemed to move next door in

Something seemed to move next door in the grass.



Illustrate the sentence.

Name _____

Directions: Find and highlight (or color) the words in the word hunt. Each word is hidden 3 times.

Read the growing sentence three times. Color a star face after each time you read.

hard

open

example

example because hard example people

hard carry here open

other between light example father

open while hard open

This example

This example shows

This example shows how to open

This example shows how to open the hard

This example shows how to open the hard drive.



Illustrate the sentence.

Name _____

Directions: Find and highlight (or color) the words in the word hunt. Each word is hidden 3 times.

Read the growing sentence three times. Color a star face after each time you read.

beginning

life

always

because life light life before
beginning anyway always beginning
after between life begin between
third always beginning always

In the beginning

In the beginning of a bird's life,

In the beginning of a bird's life, it is always

In the beginning of a bird's life, it is always hard to

In the beginning of a bird's life, it is always hard to fly.



Illustrate the sentence.

Name _____

Directions: Find and highlight (or color) the words in the word hunt. Each word is hidden 3 times.

Read the growing sentence three times. Color a star face after each time you read.

those

both

paper

there that those paper people
both paper both between
put them those before both
those there paper because

Those kids

Those kids are both

Those kids are both working

Those kids are both working on the math

Those kids are both working on the math paper.



Illustrate the sentence.

Name _____

Directions: Find and highlight (or color) the words in the word hunt. Each word is hidden 3 times.

Read the growing sentence three times. Color a star face after each time you read.

together

got

group

together got good group got
example group sound into
go between open together got
together go group good

I am glad

I am glad you got

I am glad you got our

I am glad you got our group

I am glad you got our group of friends

I am glad you got our group of friends together.



Illustrate the sentence.

Name _____

Directions: Find and highlight (or color) the words in the word hunt. Each word is hidden 3 times.

Read the growing sentence three times. Color a star face after each time you read.

often

run

important

so important into often open
those run sound important
run between always run often
before often important paper

I often get

I often get first place

I often get first place when I run

I often get first place when I run in an important

I often get first place when I run in an important race.



Illustrate the sentence.

Name _____

Directions: Find and highlight (or color) the words in the word hunt. Each word is hidden 3 times.

Read the growing sentence three times. Color a star face after each time you read.

until

children

side

until under children side over

important side often between

haven't carry until children of

side children soon until

The children stand

The children stand on the side

The children stand on the side of the street

The children stand on the side of the street until the bus

The children stand on the side of the street until the bus leaves.



Illustrate the sentence.

Name _____

Directions: Find and highlight (or color) the words in the word hunt. Each word is hidden 3 times.

Read the growing sentence three times. Color a star face after each time you read.

feet

car

miles

often car feet few car
many along miles feet
miles feet for father started
carry car must miles

I can travel

I can travel more miles

I can travel more miles in a car

I can travel more miles in a car than I can

I can travel more miles in a car than I can on my feet.



Illustrate the sentence.

Name _____

Directions: Find and highlight (or color) the words in the word hunt. Each word is hidden 3 times.

Read the growing sentence three times. Color a star face after each time you read.

night

walked

white

never walked night light walked
white any once night
when night walked begin not
talk white while white

Last night,

Last night, I walked

Last night, I walked in the white

Last night, I walked in the white light

Last night, I walked in the white light of the

Last night, I walked in the white light of the moon.



Illustrate the sentence.

Name _____

Directions: Find and highlight (or color) the words in the word hunt. Each word is hidden 3 times.

Read the growing sentence three times. Color a star face after each time you read.

sea

began

grow

seemed grow good grow sea
began began again between
again before grow sea see
began children sea between

Many new

Many new plants

Many new plants began to

Many new plants began to grow

Many new plants began to grow in the sea.



Illustrate the sentence.

Name _____

Directions: Find and highlight (or color) the words in the word hunt. Each word is hidden 3 times.

Read the growing sentence three times. Color a star face after each time you read.

took

river

four

river food took feet four
together four sound took
right between took river food
river from miles four

We took

We took four of our

We took four of our best

We took four of our best horses

We took four of our best horses down to the

We took four of our best horses down to the river. 

Illustrate the sentence.

Name _____

Directions: Find and highlight (or color) the words in the word hunt. Each word is hidden 3 times.

Read the growing sentence three times. Color a star face after each time you read.

carry

state

once

something carry started state once
there state only Earth
state while carry once carry
once couldn't one river

Once we hike

Once we hike to the next

Once we hike to the next state, I will

Once we hike to the next state, I will carry your

Once we hike to the next state, I will carry your bag.



Illustrate the sentence.

Name _____

Directions: Find and highlight (or color) the words in the word hunt. Each word is hidden 3 times.

Read the growing sentence three times. Color a star face after each time you read.

book

hear

stop

hear hurt book look hear
stop about stop between
example hear book here stop
book because start state

Can you stop that?

Can you stop that? I can't hear

Can you stop that? I can't hear her

Can you stop that? I can't hear her read

Can you stop that? I can't hear her read the book.



Illustrate the sentence.

Name _____

Directions: Find and highlight (or color) the words in the word hunt. Each word is hidden 3 times.

Read the growing sentence three times. Color a star face after each time you read.

without

second

later

stop second going later list
second later something second
eyes without light while when
without started later without

Without stopping,

Without stopping, I finished

Without stopping, I finished the race

Without stopping, I finished the race a second later

Without stopping, I finished the race a second later than him.



Illustrate the sentence.

Name _____

Directions: Find and highlight (or color) the words in the word hunt. Each word is hidden 3 times.

Read the growing sentence three times. Color a star face after each time you read.

miss

idea

enough

miss trees enough must miss
kept miss plants enough
idea enough fight idea keep
without idea thought might

I had no idea

I had no idea I would miss

I had no idea I would miss you

I had no idea I would miss you enough

I had no idea I would miss you enough to call

I had no idea I would miss you enough to call you.



Illustrate the sentence.

Name _____

Directions: Find and highlight (or color) the words in the word hunt. Each word is hidden 3 times.

Read the growing sentence three times. Color a star face after each time you read.

eat

face

watch

every face eat found eat
when enough every watch
watch idea face watch face
eat example food while

Watch that

Watch that you don't

Watch that you don't get food

Watch that you don't get food on your face

Watch that you don't get food on your face when you eat.



Illustrate the sentence.

Name _____

Directions: Find and highlight (or color) the words in the word hunt. Each word is hidden 3 times.

Read the growing sentence three times. Color a star face after each time you read.

far

Indians

really

important far good really far
Indians grow run face
miss between Indians really far
Indians never river really

The Indians

The Indians football team

The Indians football team has to play

The Indians football team has to play really

The Indians football team has to play really far away.



Illustrate the sentence.

Name _____

Directions: Find and highlight (or color) the words in the word hunt. Each word is hidden 3 times.

Read the growing sentence three times. Color a star face after each time you read.

almost

let

above

lost above almost eat let
again idea eyes Earth
above above let almost keep
almost let food between

I almost

I almost let the

I almost let the toy jet

I almost let the toy jet fly

I almost let the toy jet fly above

I almost let the toy jet fly above the trees.



Illustrate the sentence.

Name _____

Directions: Find and highlight (or color) the words in the word hunt. Each word is hidden 3 times.

Read the growing sentence three times. Color a star face after each time you read.

girl

sometimes

mountains

don't girl mountains light girl
mountains list children sometimes
good let sometimes state fought
sometimes won't mountains girl

Sometimes the girl

Sometimes the girl walks to the

Sometimes the girl walks to the mountains

Sometimes the girl walks to the mountains for a

Sometimes the girl walks to the mountains for a picnic.



Illustrate the sentence.

Name _____

Directions: Find and highlight (or color) the words in the word hunt. Each word is hidden 3 times.

Read the growing sentence three times. Color a star face after each time you read.

cut

young

talk

cut really talk girl almost
found young together talk
talk far carry young above
cut young cut between

The young

The young child

The young child can cut paper

The young child can cut paper and talk

The young child can cut paper and talk at the same time.



Illustrate the sentence.

Name _____

Directions: Find and highlight (or color) the words in the word hunt. Each word is hidden 3 times.

Read the growing sentence three times. Color a star face after each time you read.

soon

list

song

almost song soon girl talk
mountains soon sound list
song children song soon thought
sometimes list enough list

I will get

I will get you the song

I will get you the song list

I will get you the song list as soon as

I will get you the song list as soon as I can find

I will get you the song list as soon as I can find it.



Illustrate the sentence.

Name _____

Directions: Find and highlight (or color) the words in the word hunt. Each word is hidden 3 times.

Read the growing sentence three times. Color a star face after each time you read.

being

leave

carry food song being leave
being Indian sound once
soon between being leave food
before list leave light

I love being

I love being the last one

I love being the last one to leave

I love being the last one to leave my soccer

I love being the last one to leave my soccer practice.



Illustrate the sentence.

Name _____

Directions: Find and highlight (or color) the words in the word hunt. Each word is hidden 3 times.

Read the growing sentence three times. Color a star face after each time you read.

family

it's

first family didn't add into
add after family it's
it's family forever onto food
can't add it's it

It's so nice

It's so nice to spend

It's so nice to spend time with

It's so nice to spend time with our family

It's so nice to spend time with our family at the

It's so nice to spend time with our family at the park.



Illustrate the sentence.

Fry's Third 100 Words (201-300)

high	started	close	often	river	watch	being
every	city	something	run	four	far	leave
near	Earth	seemed	important	carry	Indians	family
add	eyes	next	until	state	really	it's
food	light	hard	children	once	almost	
between	thought	open	side	book	let	
own	head	example	feet	hear	above	
below	under	beginning	car	stop	girl	
country	story	life	miles	without	sometimes	
plants	saw	always	night	second	mountains	
last	left	those	walked	later	cut	
school	don't	both	white	miss	young	
father	few	paper	sea	idea	talk	
keep	while	together	began	enough	soon	
trees	along	got	grow	eat	list	
never	might	group	took	face	song	

Pre-Assessment

Place a check mark beside each word the student can correctly and instantly read.

<input type="checkbox"/> high	<input type="checkbox"/> started	<input type="checkbox"/> close	<input type="checkbox"/> often	<input type="checkbox"/> river	<input type="checkbox"/> watch	<input type="checkbox"/> being
<input type="checkbox"/> every	<input type="checkbox"/> city	<input type="checkbox"/> something	<input type="checkbox"/> run	<input type="checkbox"/> four	<input type="checkbox"/> far	<input type="checkbox"/> leave
<input type="checkbox"/> near	<input type="checkbox"/> Earth	<input type="checkbox"/> seemed	<input type="checkbox"/> important	<input type="checkbox"/> carry	<input type="checkbox"/> Indians	<input type="checkbox"/> family
<input type="checkbox"/> add	<input type="checkbox"/> eyes	<input type="checkbox"/> next	<input type="checkbox"/> until	<input type="checkbox"/> state	<input type="checkbox"/> really	<input type="checkbox"/> it's
<input type="checkbox"/> food	<input type="checkbox"/> light	<input type="checkbox"/> hard	<input type="checkbox"/> children	<input type="checkbox"/> once	<input type="checkbox"/> almost	
<input type="checkbox"/> between	<input type="checkbox"/> thought	<input type="checkbox"/> open	<input type="checkbox"/> side	<input type="checkbox"/> book	<input type="checkbox"/> let	
<input type="checkbox"/> own	<input type="checkbox"/> head	<input type="checkbox"/> example	<input type="checkbox"/> feet	<input type="checkbox"/> hear	<input type="checkbox"/> above	
<input type="checkbox"/> below	<input type="checkbox"/> under	<input type="checkbox"/> beginning	<input type="checkbox"/> car	<input type="checkbox"/> stop	<input type="checkbox"/> girl	
<input type="checkbox"/> country	<input type="checkbox"/> story	<input type="checkbox"/> life	<input type="checkbox"/> miles	<input type="checkbox"/> without	<input type="checkbox"/> sometimes	
<input type="checkbox"/> plants	<input type="checkbox"/> saw	<input type="checkbox"/> always	<input type="checkbox"/> night	<input type="checkbox"/> second	<input type="checkbox"/> mountains	
<input type="checkbox"/> last	<input type="checkbox"/> left	<input type="checkbox"/> those	<input type="checkbox"/> walked	<input type="checkbox"/> later	<input type="checkbox"/> cut	
<input type="checkbox"/> school	<input type="checkbox"/> don't	<input type="checkbox"/> both	<input type="checkbox"/> white	<input type="checkbox"/> miss	<input type="checkbox"/> young	
<input type="checkbox"/> father	<input type="checkbox"/> few	<input type="checkbox"/> paper	<input type="checkbox"/> sea	<input type="checkbox"/> idea	<input type="checkbox"/> talk	
<input type="checkbox"/> keep	<input type="checkbox"/> while	<input type="checkbox"/> together	<input type="checkbox"/> began	<input type="checkbox"/> enough	<input type="checkbox"/> soon	
<input type="checkbox"/> trees	<input type="checkbox"/> along	<input type="checkbox"/> got	<input type="checkbox"/> grow	<input type="checkbox"/> eat	<input type="checkbox"/> list	
<input type="checkbox"/> never	<input type="checkbox"/> might	<input type="checkbox"/> group	<input type="checkbox"/> took	<input type="checkbox"/> face	<input type="checkbox"/> song	

_____/ 100

Post-Assessment

Place a check mark beside each word the student can correctly and instantly read.

<input type="checkbox"/> high	<input type="checkbox"/> started	<input type="checkbox"/> close	<input type="checkbox"/> often	<input type="checkbox"/> river	<input type="checkbox"/> watch	<input type="checkbox"/> being
<input type="checkbox"/> every	<input type="checkbox"/> city	<input type="checkbox"/> something	<input type="checkbox"/> run	<input type="checkbox"/> four	<input type="checkbox"/> far	<input type="checkbox"/> leave
<input type="checkbox"/> near	<input type="checkbox"/> Earth	<input type="checkbox"/> seemed	<input type="checkbox"/> important	<input type="checkbox"/> carry	<input type="checkbox"/> Indians	<input type="checkbox"/> family
<input type="checkbox"/> add	<input type="checkbox"/> eyes	<input type="checkbox"/> next	<input type="checkbox"/> until	<input type="checkbox"/> state	<input type="checkbox"/> really	<input type="checkbox"/> it's
<input type="checkbox"/> food	<input type="checkbox"/> light	<input type="checkbox"/> hard	<input type="checkbox"/> children	<input type="checkbox"/> once	<input type="checkbox"/> almost	
<input type="checkbox"/> between	<input type="checkbox"/> thought	<input type="checkbox"/> open	<input type="checkbox"/> side	<input type="checkbox"/> book	<input type="checkbox"/> let	
<input type="checkbox"/> own	<input type="checkbox"/> head	<input type="checkbox"/> example	<input type="checkbox"/> feet	<input type="checkbox"/> hear	<input type="checkbox"/> above	
<input type="checkbox"/> below	<input type="checkbox"/> under	<input type="checkbox"/> beginning	<input type="checkbox"/> car	<input type="checkbox"/> stop	<input type="checkbox"/> girl	
<input type="checkbox"/> country	<input type="checkbox"/> story	<input type="checkbox"/> life	<input type="checkbox"/> miles	<input type="checkbox"/> without	<input type="checkbox"/> sometimes	
<input type="checkbox"/> plants	<input type="checkbox"/> saw	<input type="checkbox"/> always	<input type="checkbox"/> night	<input type="checkbox"/> second	<input type="checkbox"/> mountains	
<input type="checkbox"/> last	<input type="checkbox"/> left	<input type="checkbox"/> those	<input type="checkbox"/> walked	<input type="checkbox"/> later	<input type="checkbox"/> cut	
<input type="checkbox"/> school	<input type="checkbox"/> don't	<input type="checkbox"/> both	<input type="checkbox"/> white	<input type="checkbox"/> miss	<input type="checkbox"/> young	
<input type="checkbox"/> father	<input type="checkbox"/> few	<input type="checkbox"/> paper	<input type="checkbox"/> sea	<input type="checkbox"/> idea	<input type="checkbox"/> talk	
<input type="checkbox"/> keep	<input type="checkbox"/> while	<input type="checkbox"/> together	<input type="checkbox"/> began	<input type="checkbox"/> enough	<input type="checkbox"/> soon	
<input type="checkbox"/> trees	<input type="checkbox"/> along	<input type="checkbox"/> got	<input type="checkbox"/> grow	<input type="checkbox"/> eat	<input type="checkbox"/> list	
<input type="checkbox"/> never	<input type="checkbox"/> might	<input type="checkbox"/> group	<input type="checkbox"/> took	<input type="checkbox"/> face	<input type="checkbox"/> song	

____/ 100

Teacher Tracking Sheet

Use the page to keep track of which fluency page your group or class is currently working on.

Group or Class: _____

Pre Assessment	# 1	#2	#3	#4
#5	#6	#7	#8	#9
# 10	# 11	# 12	# 13	# 14
# 15	# 16	# 17	# 18	# 19
#20	#21	#22	#23	#24
#25	#26	#27	#28	#29
#30	#31	#32	#33	#34

high

every

near

add

food

between

own

below

country

plants

last

school

father

keep

trees

never

started

city

Earth

eyes

light

thought

head

under

story

saw

left

don't

few

while

along

might

close

something

seemed

next

hard

open

example

beginning

life

always

those

both

paper

together

got

group

often

run

important

until

children

side

feet

car

miles

night

walked

white

sea

began

grow

took

river

four

carry

state

once

book

hear

stop

without

second

later

miss

idea

enough

eat

face

watch

far

Indians

really

almost

let

above

girl

sometimes

mountains

cut

young

talk

soon

list

song

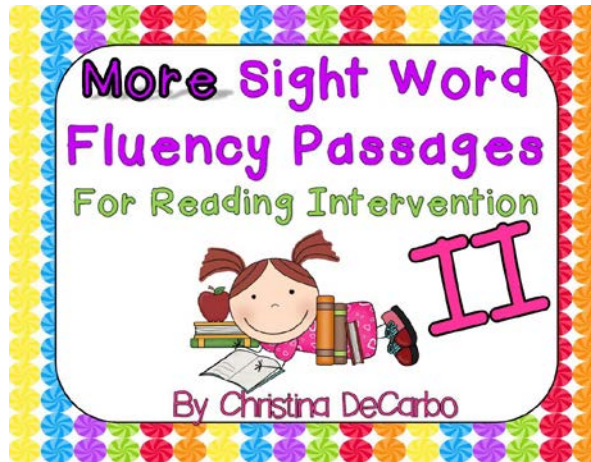

being

leave

family

it's

The Following Items In My TPT Store Coordinate Perfectly With This Product!



Follow Me On TpT To Get Updates On My Newest Products!

 **TEACHERS pay TEACHERS**
an open marketplace for educators

ABOUT US | BLOG | FAQs & HELP

Not a member? Join for FREE

ALL CATEGORIES ▾ SEARCH LOG IN MY CART ▾

 **Miss DeCarbo**
★ Follow Me (3,784)
United States - Ohio - Uniontown

4.0
11,178 votes

Visit my blog, Sugar and Spice, for more freebies and ideas!

Click Here To Follow Me on TpT!

FREE DOWNLOAD
Assess the general quality of my work with this free download
Free Classroom Posters for Tab...
DOWNLOAD NOW
Please Rate Me!

My Products (91) Ratings & Comments Ask a Question My Profile Quick Find

CUSTOM CATEGORIES

- Back to School
- Back to School Must Haves!
- Classroom Decor
- Classroom Management
- Common Core Resources
- Comprehension
- Craftivities
- End of the Year
- Fluency
- Handwriting
- Holidays and Themes
- Intervention Packs
- Math Centers
- Math Intervention
- Miss DeCarbo's Favorites!!

FEATURED ITEMS



Write On/Wipe Off Math Games & Centers BUNDLE PACK!
\$25.00



End of Year Writing Pack
\$4.00





First Week Fun! Activities, Lessons, Games, and More!
\$6.50



Text Evidence Reading Passages SUMMER EDITION
\$7.00

Clip Art & Font Credits:

Visit Each Artist's Shop By Clicking On The Buttons Below:



Thank you for purchasing this learning pack!



visit my blog for additional ideas and freebies! ☺

www.secondgradesugarandspice.blogspot.com

Happy Learning,

Christina DeCarbo

©2014 Miss DeCarbo, Inc. All Rights Reserved.

Purchase of this download is for *one personal classroom use only*. Duplication or sharing with other classrooms, co-workers, an entire school system, or posting this on any website or blog violates copyright law. Additional licenses to share with other teachers are available at half price. You do not have the right to post this file on your blog, website, district website/server, or anywhere online at any time, under any circumstance.

Thank you for understanding. ☺

Scan to Visit My Blog!

