

Hephzibah High School > Grade 9 > Language Arts > Literature - 23.0610000 (I)

Last Updated: Today by Daret Cannonier

✉ Cannonier, Daret


Course DescriptionCurriculum MapCurriculum Overview

Create a new Unit:

Unit Name:

From: Week 1 ▾ To: Week 1 ▾ Color:  Save

📄 Copy Unit 📋 Auto Sort ♻ Recycle Bin



Hephzibah High School > Grade 9 > Language Arts > Literature - 23.0610000 (I)


Last Updated: Today by Daret Cannonier

✉ Cannonier, Daret

Course Description Curriculum Map Curriculum Overview

Create a new Unit:

Unit Name:  From: Week 1 To: Week 1 Color:  Save Copy Unit Auto Sort Recycle Bin



Hephzibah High School > Grade 9 > Language Arts > Literature - 23.0610000 (I) > Week 1 - Week 3

Last Updated: Today by Daret Cannonier

Unit Saved

# Unit 1: Effective Oral Communication ▾

Cannonier, Daret

Unit Planner Lesson Planner

## Stage 1



### Standards ⓘ

Choose Standards

GA: GSE: ELA (2015)

GA: Grades 9-10

#### SPEAKING AND LISTENING (SL)

##### Comprehension and Collaboration

- ELAGSE9-10SL1: Initiate and participate effectively in a range of collaborative discussions(one-on-one, in groups, and teacher-led) with diverse partners on grades 9–10 topics, texts, and issues, building on others’ ideas and expressing their own clearly and persuasively.
- ELAGSE9-10SL1a. Come to discussions prepared, having read and researched material under study; explicitly draw on that preparation by referring to evidence from texts and other research on the topic or issue to stimulate a thoughtful, well-reasoned exchange of ideas.

# Stage 3

## Reference the RCK12 Instructional Frameworks as You Fill In Stage 3

### Lessons Plans & Tasks

Richmond County Lesson Plan Template

[View Lesson Plans/Tasks Details](#)

Add New Plan

Week 3

4 Lesson Plans/Tasks

+ Add an Attachment

Algebra\_II\_plan\_week\_1\_Start\_Aug\_6.docx

Edmunds\_Jule\_British\_wo\_August\_6-10\_2018\_Unit\_1\_Day\_1\_(using\_Technology).pdf

### Instructional Resources and Materials

Adopted Curriculum

Pearson close reader and articles in teacher toolbox

Do Differences Define us?

Cyberbullying

## Add Plan

Plan\*

(Select a Plan) ▼

- (Select a Plan)
- Week 1
- Week 2
- Week 3
- Week 4
- Week 5
- Day 1
- Day 2
- Day 3
- Day 4
- Day 5
- Week 6
- Week 7
- Week 8
- Week 9

### Lesson Plans/Tasks

Assessment Methods ▼

### How will you know what students have learned?

- ☐ Constructed Response
- ☐ Performance
- ☐ Verbal
- ☐ Selected Response

Cancel

Save

## Add Plan

Plan\*

(Select a Plan)

Description

**B** *I* U [List Icons] [Color Picker] More

+ Add an Attachment

Lesson Plans/Tasks

Assessment Methods

### How will you know what students have learned?

☒ Constructed Response

☐ Performance

☐ Verbal

☐ Selected Response

Cancel

Save

## Add Plan

Plan\*

(Select a Plan)

Description

Rich text editor toolbar with icons for Bold (B), Italic (I), Underline (U), Bulleted List, Numbered List, Indent, Outdent, and a color picker. A "More" button is also present.

+ Add an Attachment

Lesson Plans/Tasks

Instructional Strategies

### Which instructional strategies will you use during this lesson?

- ☒ Identifying Similarities and Differences
- ☐ Summarizing and Note Taking
- ☐ Homework and Practice
- ☐ Reinforcing Effort and Providing Recognition
- ☐ Nonlinguistic Representations
- ☐ Cooperative Learning
- ☐ Setting Objectives and Providing Feedback
- ☐ Generating and Testing Hypotheses
- ☐ Questions, Cues, and Advanced Organizers
- ☐ Other/Additional (use text box for details)

Cancel

Save



## Add Plan

Plan\*

(Select a Plan)

Description

**B** *I* U [List Icons] [Color Picker] More

+ Add an Attachment

Lesson Plans/Tasks

Engagement Techniques

What techniques are included to ensure student engagement, motivation, and self-regulation?

- ☐ Individual choice and autonomy
- ☐ Make learning relevant (real world, authentic assignments; socially and culturally relevant)
- ☒ Create classroom rituals and routines with rewards/consequences/recognitions
- ☐ Organized in-class transitions
- ☐ Charts, calendars, schedules, visible timers, non-verbal cues
- ☐ System for calling on students equitably (Cold Call, Cards, etc)
- ☐ Formulate and restate goals; teacher-student and student-student conferencing
- ☐ Create a visual goal tracker
- ☐ Frequent, timely, specific feedback
- ☐ Opportunity for self-reflection
- ☐ Questioning with Wait Time
- ☐ Other/Additional (use text box for details)

Cancel

Save







## Add Plan

Plan\*

(Select a Plan)

Description

B I U     More

+ Add an Attachment

Lesson Plans/Tasks

Differentiation Techniques

How will you vary the lesson to make it accessible to all students?

- ☒ Flexible Grouping
- ☐ Tiered Assignments
- ☐ Menu/Choice Board
- ☐ Non-linguistic representation (images, photos, charts, graphs, etc.)
- ☒ Activate/supply background knowledge (KWL, anticipation guide, quick writes)
- ☒ Graphic organizers and note-taking strategies (Cornell Notes, Outlines, Thinking Maps)
- ☐ Highlight patterns and critical features (underline, bold face, highlight, font change)
- ☐ Support decoding text, mathematical notation and symbols (legends, word walls, guided reading, close-read strategies)
- ☐ Clarify vocabulary & symbols (word wall, word bank, think aloud, call out bubbles)
- ☐ Illustrate through multiple media (videos, podcasts, film clips)
- ☐ Cooperative learning groups w/clear goals, roles, responsibilities; norms for group work
- ☐ Other/Additional (use text box for details)

Cancel

Save

## Add Plan

Plan\*

(Select a Plan)

Description

Rich text editor toolbar: B, I, U, Bulleted list, Numbered list, Indent, Outdent, Color picker, More

Text area for description

+ Add an Attachment

Drop a file here or choose one of these:

- Website Link
- File Attachment
- Lesson Attachment
- Google Drive
- OneDrive
- Protected File

### How will you vary the lesson to make it accessible to all students?

- ☒ Flexible Grouping
- ☐ Tiered Assignments
- ☐ Menu/Choice Board
- ☐ Non-linguistic representation (images, photos, charts, graphs, etc.)
- ☒ Activate/supply background knowledge (KWL, anticipation guide, quick writes)
- ☒ Graphic organizers and note-taking strategies (Cornell Notes, Outlines, Thinking Maps)
- ☐ Highlight patterns and critical features (underline, bold face, highlight, font change)
- ☐ Support decoding text, mathematical notation and symbols (legends, word walls, guided reading, close-read strategies)
- ☐ Clarify vocabulary & symbols (word wall, word bank, think aloud, call out bubbles)
- ☐ Illustrate through multiple media (videos, podcasts, film clips)

...ative learning groups w/clear goals, roles, responsibilities; norms for group work

Additional (use text box for details)

Save

## Add Plan

Plan\*

(Select a Plan)

Description

**B** *I* U [List Icons] [Color Picker] More

+ Add an Attachment

IB Resources \_ Anatomy of an MYP Unit Planner.html

### How will you vary the lesson to make it accessible to all students?

- ☒ Flexible Grouping
- ☐ Tiered Assignments
- ☐ Menu/Choice Board
- ☐ Non-linguistic representation (images, photos, charts, graphs, etc.)
- ☒ Activate/supply background knowledge (KWL, anticipation guide, quick writes)
- ☒ Graphic organizers and note-taking strategies (Cornell Notes, Outlines, Thinking Maps)
- ☐ Highlight patterns and critical features (underline, bold face, highlight, font change)
- ☐ Support decoding text, mathematical notation and symbols (legends, word walls, guided reading, close-read strategies)
- ☐ Clarify vocabulary & symbols (word wall, word bank, think aloud, call out bubbles)
- ☐ Illustrate through multiple media (videos, podcasts, film clips)
- ☐ Cooperative learning groups w/clear goals, roles, responsibilities; norms for group work
- ☐ Other/Additional (use text box for details)

Cancel

Save

## Add Plan

Plan\*

(Select a Plan)

Description

**B** *I* U [List Icons] [Color Picker] More

+ Add an Attachment

IB Resources \_ Anatomy of an MYP Unit Planner.html

### How will you vary the lesson to make it accessible to all students?

- ☒ Flexible Grouping
- ☐ Tiered Assignments
- ☐ Menu/Choice Board
- ☐ Non-linguistic representation (images, photos, charts, graphs, etc.)
- ☒ Activate/supply background knowledge (KWL, anticipation guide, quick writes)
- ☒ Graphic organizers and note-taking strategies (Cornell Notes, Outlines, Thinking Maps)
- ☐ Highlight patterns and critical features (underline, bold face, highlight, font change)
- ☐ Support decoding text, mathematical notation and symbols (legends, word walls, guided reading, close-read strategies)
- ☐ Clarify vocabulary & symbols (word wall, word bank, think aloud, call out bubbles)
- ☐ Illustrate through multiple media (videos, podcasts, film clips)
- ☐ Cooperative learning groups w/clear goals, roles, responsibilities; norms for group work
- ☐ Other/Additional (use text box for details)

Cancel

Save



## Stage 3

# Reference the RCK12 Instructional Frameworks as You Fill In Stage 3




## Lessons Plans & Tasks



Richmond County Lesson Plan Template

[View Lesson Plans/Tasks Details](#)

Add New Plan

Week 3  


▼ 4 Lesson Plans/Tasks



Week 1  

[IB Resources \\_ Anatomy of an MYP Unit Planner.html](#)

▼ 6 Lesson Plans/Tasks

+ Add an Attachment

 Algebra\_II\_plan\_week\_1\_Start\_Aug\_6.docx  

 Edmunds\_Jule\_British\_wo\_August\_6-10.\_2018\_Unit\_1\_Day\_1\_(using\_Technology).pdf  



## Instructional Resources and Materials

D Adopted Curriculum