

Westside High School - Weekly Plan to Align Lessons (Week At a Glance) – SY 25-26

Teacher: Griffin

Subject: ELA

Course: American Literature and Composition

Grade: 11

Date(s): September 1-4

Standard:

- 9-12.T.T.1 (a-e): Narrative Techniques- Evaluate and apply narrative techniques to enhance text's appeal to audiences or achieve specific purposes. (priority)
- 9-12.T.PM.1 (a,b): Periods and Movements- Demonstrate knowledge of dominant themes, genres, and verbal styles of literature from a particular time period.
- 9-12.T.C.1(a-c): Analyze the impact of purpose and audience on a wide variety of texts.
- 9-12T.C.2(a-d): Evaluate how authors' and/or speakers' perspectives influence texts and how circumstances shape their creation.
- 9-12.T.SS.1 (a-d): Students analyze and use organizational structures and styles to shape ideas and information.

9-12.T.SS.2: Analyze, evaluate, and craft language to produce intended effects in a wide variety of texts.

Assessment: ☐ Quiz ☒ Unit Test ☐ Project ☐ Lab ☐ Essay Response ☐ None

	Pre-Teaching	Activation of Learning <i>(5 min)</i>	Focused Instruction <i>(10 min)</i> * <i>I DO</i>	Guided Instruction <i>(10 min)</i> * <i>WE DO</i>	Collaborative Learning <i>(10 min)</i> * <i>Y'ALL DO</i>	Independent Learning <i>(10 min)</i> * <i>YOU DO</i>	Closing <i>(5 min)</i>
	Learning Target Success Criteria 1 Success Criteria 2	Do Now Quick Write* Think/Pair/Share Polls Notice/Wonder Number Talks Engaging Video Open-Ended Question	Think Aloud Visuals Demonstration Analogies* Worked Examples Nearpod Activity Mnemonic Devices*	Socratic Seminar * Call/Response Probing Questions Graphic Organizer Nearpod Activity Digital Whiteboard	Jigsaw* Discussions* Expert Groups Labs Stations Think/Pair/Share Create Visuals Gallery Walk	Written Response* Digital Portfolio Presentation Canvas Assignment Choice Board Independent Project Portfolio	Group Discussion Exit Ticket 3-2-1 Parking Lot Journaling* Nearpod

Monday

LABOR DAY- NO SCHOOL

Westside High School - Weekly Plan to Align Lessons (Week At a Glance) – SY 25-26





Teacher: Griffin

Subject: ELA

Course: American
Literature and
Composition

Grade: 11

Date(s): September 1-4

		Pre-Teaching	Activation of Learning (5 min)	Focused Instruction (10 min) *I DO	Guided Instruction (10 min) *WE DO	Collaborative Learning (10 min) *Y'ALL DO	Independent Learning (10 min) *YOU DO	Closing (5 min)
Tuesday	 	<p>I am taking the NWEA MAP test.</p> <p>I can determine my areas of strength and weakness.</p>	Do Now: Clear your desk, put your phone and all personal, electronic devices (except your laptop) in your bag. Open to the NWEA MAP test.	Instruction: NWEA MAP testing and Canvas Assignments	n/a	n/a	<p>MAP Testing: Complete your MAP test.</p> <p>Canvas Assignment: When you are finished with your MAP test, complete the intervention assignments if you need to retake an assessment. If you do not need to retake the assessment, complete the alternative assignment posted in Canvas.</p>	n/a
Wednesday	 	<p>I am assessing my understanding of Unit 1 standards.</p> <p>I can successfully pass my assessment with 70% accuracy.</p>	*See Canvas Module	Instruction: Assessment Protocol and Canvas Assignments	N/a	n/a	<p>Unit 1, Part 1 Assessment</p> <p>Assignments posted on Canvas.</p>	*See Canvas Module

Westside High School - Weekly Plan to Align Lessons (Week At a Glance) – SY 25-26





Teacher: Griffin

Subject: ELA

Course: American
Literature and
Composition

Grade: 11

Date(s): September 1-4

		Pre-Teaching	Activation of Learning (5 min)	Focused Instruction (10 min) *I DO	Guided Instruction (10 min) *WE DO	Collaborative Learning (10 min) *Y'ALL DO	Independent Learning (10 min) *YOU DO	Closing (5 min)
Thursday	 	<p>I am taking the NWEA MAP test.</p> <p>I can determine my areas of strength and weakness.</p>	<p>Do Now: Clear your desk, put your phone and all personal, electronic devices (except your laptop) in your bag. Open to the NWEA MAP test.</p>	<p>Instruction: NWEA MAP testing and Canvas Assignments</p>	n/a	n/a	<p>MAP Testing: Complete your MAP test.</p> <p>Canvas Assignment: When you are finished with your MAP test, complete the intervention assignments if you need to retake an assessment. If you do not need to retake the assessment, complete the alternative assignment posted in Canvas.</p>	n/a
Friday	 	<p>I am taking the NWEA MAP test.</p> <p>I can determine my areas of strength and weakness.</p>	<p>Do Now: Clear your desk, put your phone and all personal, electronic devices (except your laptop) in your bag. Open to the NWEA MAP test.</p> <p>*See Canvas Module if not testing</p>	<p>Instruction: NWEA MAP testing and Canvas Assignments</p>	n/a	n/a	<p>MAP Testing: Complete your MAP test.</p> <p>Assessment: If you need to re-take (or take an assessment for the first time), clear your desk and sit in the designated space for your assessment.</p> <p>Canvas Assignment: When you are finished with your MAP test, complete the posted assignments if you need to retake an assessment. If you do not need to retake the assessment, complete the alternative</p>	*See Canvas Module

Westside High School - Weekly Plan to Align Lessons (Week At a Glance) – SY 25-26

Teacher: Griffin

Subject: ELA

Course: American
Literature and
Composition

Grade: 11

Date(s): September 1-4

	Pre-Teaching	Activation of Learning (5 min)	Focused Instruction (10 min) <i>*I DO</i>	Guided Instruction (10 min) <i>*WE DO</i>	Collaborative Learning (10 min) <i>*Y'ALL DO</i>	Independent Learning (10 min) <i>*YOU DO</i>	Closing (5 min)
						assignment posted in Canvas.	