


# **2-D Art and Design Portfolio**

Iris Moore

18X9VYU8

2023



# Work 1

Sustained Investigation

Height: 12

Width: 18

**Materials:**

watercolor paper, watercolor, thread,  
fabric

**Process(es):**

I painted paper, cut it out, layered the  
background, then sewed fabric pieces to  
form the hammock

## Work 2

Sustained Investigation

Height: NA


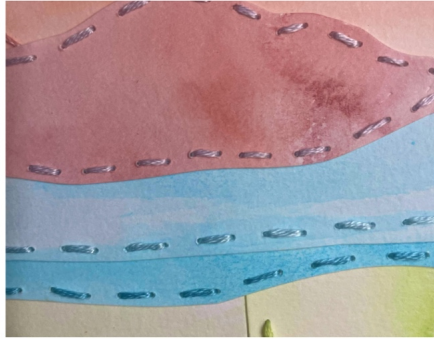
Width: NA

Materials:

paper, watercolor, embroidery thread,  
fabric

Process(es):

I collaged paper, sewed it on canvas,  
then layered tree bark. Then tied on the  
free-hanging hammock







## Work 3

Sustained Investigation

Height: 8

Width: 8

**Materials:**

fabric, embroidery thread, paper, hot glue, embroidery hoop

**Process(es):**

I stitched leaves onto fabric, put it on a canvas, and covered fabric around leaves with paper



## Work 4

Sustained Investigation

Height: NA

Width: NA

**Materials:**

fabric, embroidery thread, paper, hot glue, embroidery hoop

**Process(es):**

I used a blade to cut a model of the leaves, stitched around them with thread and attached to canvas





## Work 5

Sustained Investigation

Height: 9

Width: 12

**Materials:**

paper, fabric, thread, cardboard,  
watercolor, wooden dowels, hot glue

**Process(es):**

I drew, cut, and painted the tree, put on  
backboard by dowels to create layers,  
and hung the hammock



# Work 6

Sustained Investigation

Height: NA

Width: NA

Materials:

paper, fabric, thread, cardboard,  
watercolor, wooden dowels, hot glue

Process(es):

Dowels allowed variation in height of  
paper components that worked with  
color to form a landscape







## Work 7

Sustained Investigation

Height: 24

Width: 18

**Materials:**

watercolor, watercolor paper, dowels,  
fabric, hot glue, cardboard

**Process(es):**

I painted each layer, adding grass and  
tree bark with progressing detail,  
concluding with my figure



## Work 8

Sustained Investigation

Height: NA

Width: NA

**Materials:**

watercolor, watercolor paper, dowels,  
fabric, hot glue, cardboard

**Process(es):**

I managed stability throughout layers  
with the sky mosaic and paper rounds,  
building up in size



## Work 9

Sustained Investigation

Height: 10

Width: 12

**Materials:**

watercolor, watercolor paper, tissue paper, thread, beads, marker, canvas, fabric, wire

**Process(es):**

I crafted each petal and stitched them on paper, layering the various materials for texture



# Work 10

Sustained Investigation

Height: NA

Width: NA

**Materials:**

watercolor, watercolor paper, tissue paper, thread, beads, marker, canvas, fabric, wire

**Process(es):**

I colored the background to emphasize hues in the flower, then threaded beads to replicate stamen





# Work 11

Sustained Investigation

Height: 12

Width: 8

**Materials:**

watercolor paper, watercolor, fabric,  
thread, wire

**Process(es):**

I used a blade to outline the trees,  
colored every layer, then added leaves  
and hammock to forefront



# Work 12

Sustained Investigation

Height: NA



Width: NA

Materials:

watercolor paper, watercolor, fabric,  
thread, wire

Process(es):

Each leaf was individually cut and  
assembled on the front tree and fabric  
forms its hanging figure







# Work 13

Sustained Investigation

**Height:** 15

**Width:** 7

**Materials:**

tree branch, colored pencil, watercolor paper, watercolor, wire, glue, acrylic paint

**Process(es):**

I drew out templates for each set of wings, colored them in, assembled them, and attached to wood



## Work 14

Sustained Investigation

Height: 10

Width: 8

**Materials:**

Watercolor paper, watercolor, beads,  
thread

**Process(es):**

I beaded the bottom wings onto the  
canvas and filled the surroundings with  
patchwork colored paper

# Work 15

Sustained Investigation

Height: NA


Width: NA

Materials:

Watercolor paper, watercolor, beads, thread

Process(es):

I used pliers to preview holes around the colored paper patches and sewed them down around the wings





# Written Evidence

## Sustained Investigation

Identify the question(s) or inquiry that guided your sustained investigation.

### Response:

Using the colors and textures of moments of nature I've pieced together across my mind; how can I idolize those features, to show nature's influence in my life, guiding me as I grow into my own person? Each of my works is a screenshot, a moment of transition in my progression toward autonomy. They move in chronological order, the first with subdued hues, and a closed, chrysalis-like hammock close in frame. Chronologically my form opens up, colors bolder, more dimension is gained, and perspective is broadened. The journey concludes with a piece of bright, flying butterflies; complete freedom.

Describe how your sustained investigation shows evidence of practice, experimentation, and revision guided by your question(s) or inquiry.

### Response:

I've used paper and fabrics to show my layers of growing up into myself as a woman. Flowers inspire each of my pieces, as in my life I find myself surrounded by them, in work, with travel, and by name, Iris. Fabric acts as continuity across my work, fashion and texture have had a lasting influence on my personal and artistic style. The repeated use of layers has allowed me confidence to extend them further and further, forming 3-D experiences. I've revised my colors to complement the fabric available to me sustainably, and to most accurately depict my emotions within each screenshot captured.



# Work 1

Selected Works

Height: 23

Width: 17

Idea(s):

The moment of realization that there is a life to discover outside of the bubble you were raised in

Materials:

Watercolor paper, watercolor, fabric, thread, wire

Process(es):

I used a blade to outline the trees, colored every layer, then added leaves and hammock to forefront



## Work 2

Selected Works

**Height:** 8

**Width:** 8

**Idea(s):**

The feeling of expansion, testing boundaries to define your person while on the safety of ground

**Materials:**

Fabric, embroidery thread, paper, hot glue, embroidery loop

**Process(es):**

I stitched leaves onto fabric, put it on a canvas, and covered fabric around leaves with paper





## Work 3

Selected Works

**Height:** 9

**Width:** 12

**Idea(s):**

The feeling of blissful unawareness that blankets your childhood from a world waiting outside

**Materials:**

Paper, fabric, thread, cardboard, watercolor, wooden dowels, hot glue

**Process(es):**

I drew, cut, and painted the tree, put on backboard by dowels to create layers, and hung the hammock



## Work 4

Selected Works

**Height:** 10

**Width:** 12

**Idea(s):**

The moment of definition, of seeing all you want to be and embodying it, in every way you can

**Materials:**

watercolor, watercolor paper, tissue paper, thread, beads, marker, canvas, fabric, wire

**Process(es):**

I crafted each petal and stitched them on paper, layering the various materials for texture



## Work 5

Selected Works

**Height:** 24

**Width:** 18

**Idea(s):**

The feeling of finding all you could ever want in a world full of all you could ever need

**Materials:**

Watercolor, watercolor paper, dowels, fabric, hot glue, carboard

**Process(es):**

I painted each layer, adding grass and tree bark with progressing detail, concluding with my figure