



RICHMOND COUNTY SCHOOLS FMP

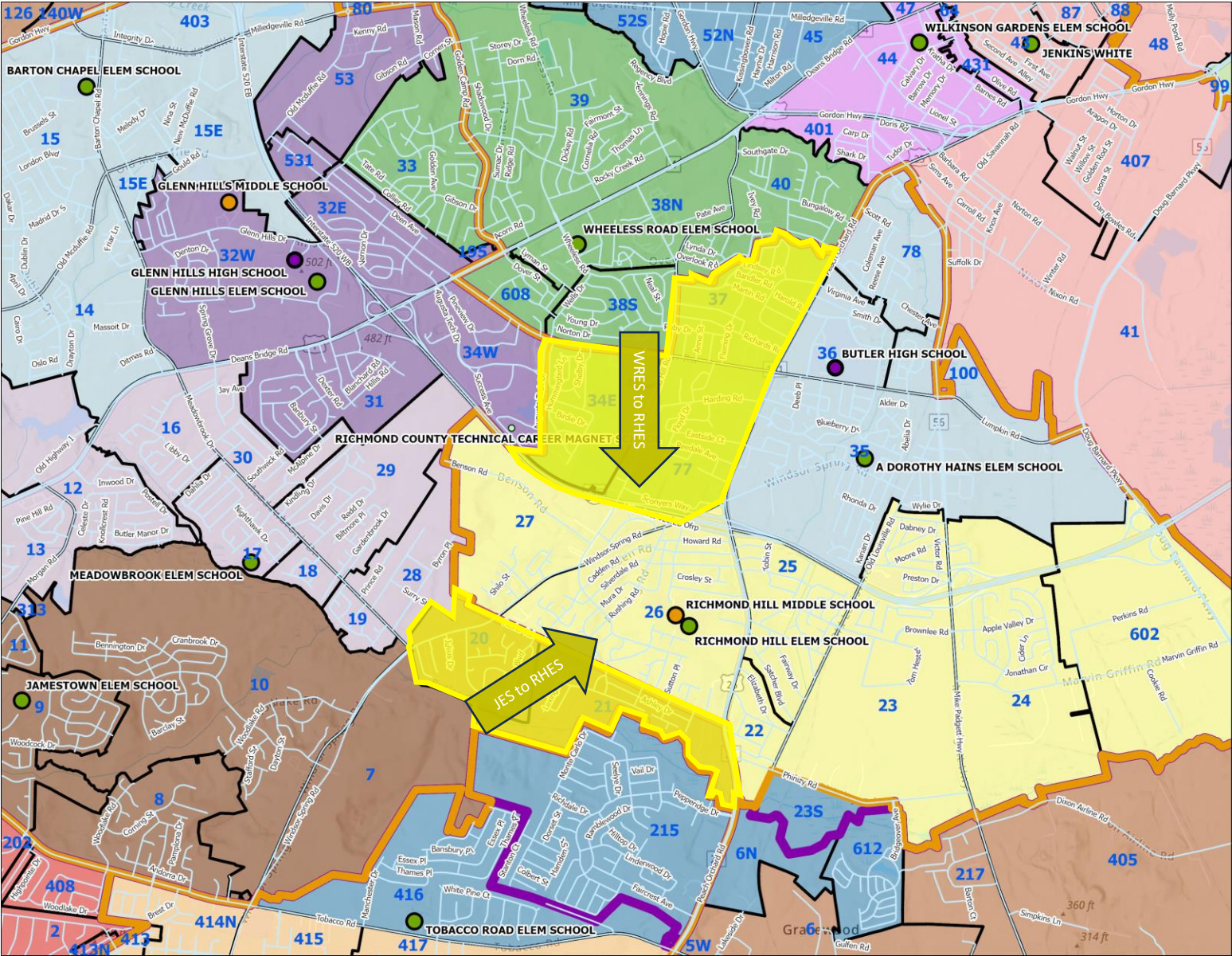
Approved Recommendations for 2024-25 School Year



Approved Recommendations for 2024-25

New Richmond Hill ES

| School | Current | | | Proposed | | |
|-----------------------------|----------|---------|---------------------|-------------------------------|---------|---------------------|
| | Capacity | Live-In | Live-In Utilization | Capacity | Live-In | Live-In Utilization |
| Jamestown ES | 557 | 640 | 115% | 557 | 483 | 87% |
| Wheless Road ES | 741 | 933 | 126% | 741 | 692 | 93% |
| Richmond Hill K-8 (ES only) | 630 | 610 | 97% | Converted to Richmond Hill MS | | |
| New Richmond Hill ES | | | | 1,000 | 1,008 | 101% |
| Total | 1,928 | 2,183 | 113% | 2,298 | 2,183 | 95% |



New Richmond Hill ES

- All current Richmond Hill K-5 NPU's
- NPU's 34E, 37, 77 from Wheelless Road: 241 PK-5 students
- NPU's 20, 21 from Jamestown: 157 PK-5 students



Approved Recommendations for 2024-25

Richmond Hill MS

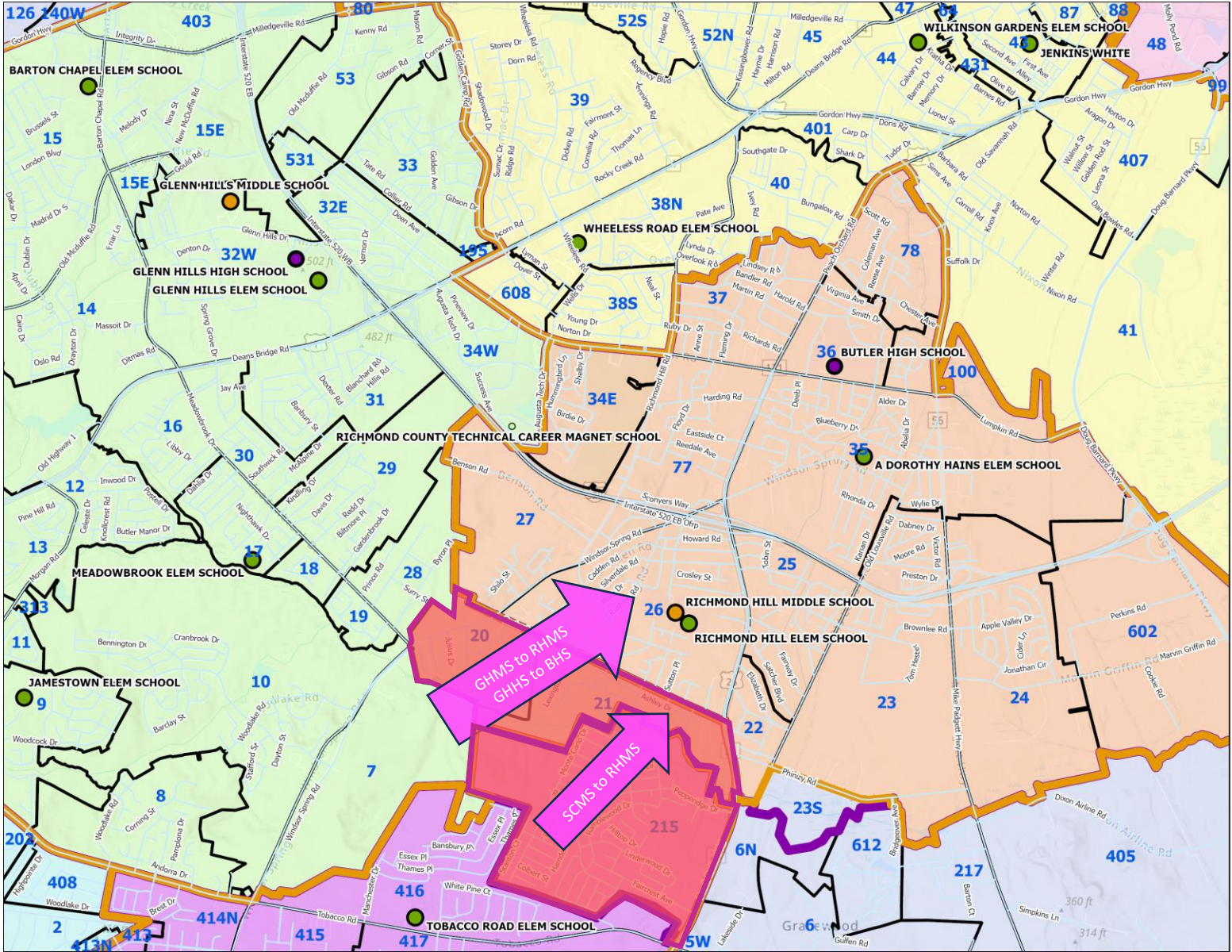
| School | Current | | | Proposed | | |
|------------------------------|----------|---------|---------------------|-------------------------------|---------|---------------------|
| | Capacity | Live-In | Live-In Utilization | Capacity | Live-In | Live-In Utilization |
| Glenn Hills MS | 1,007 | 998 | 99% | 1,007 | 946 | 94% |
| Richmond Hill K-8 (6-8 only) | 630 | 613 | 97% | Converted to Richmond Hill MS | | |
| Richmond Hill MS | | | | 1,230 | 778 | 63% |
| Butler HS | 1,233 | 928 | 75% | 1,233 | 1,008 | 82% |
| Glenn Hills HS | 1,493 | 1,228 | 82% | 1,493 | 1,148 | 77% |

Richmond Hill MS

- Made up of New Richmond Hill ES and Hains ES boundaries
- NPU’s 20 and 21 move from Glenn Hills MS when moving from Jamestown ES to Richmond Hill ES: 52 6-8 students
- Tobacco Road NPU 215 (Pepperidge) moves to Richmond Hill MS (see Spirit Creek closure): 113 6-8 students

HS Changes

- NPU’s 20 and 21 move from Glenn Hills HS to Butler HS: 80 9-12 students



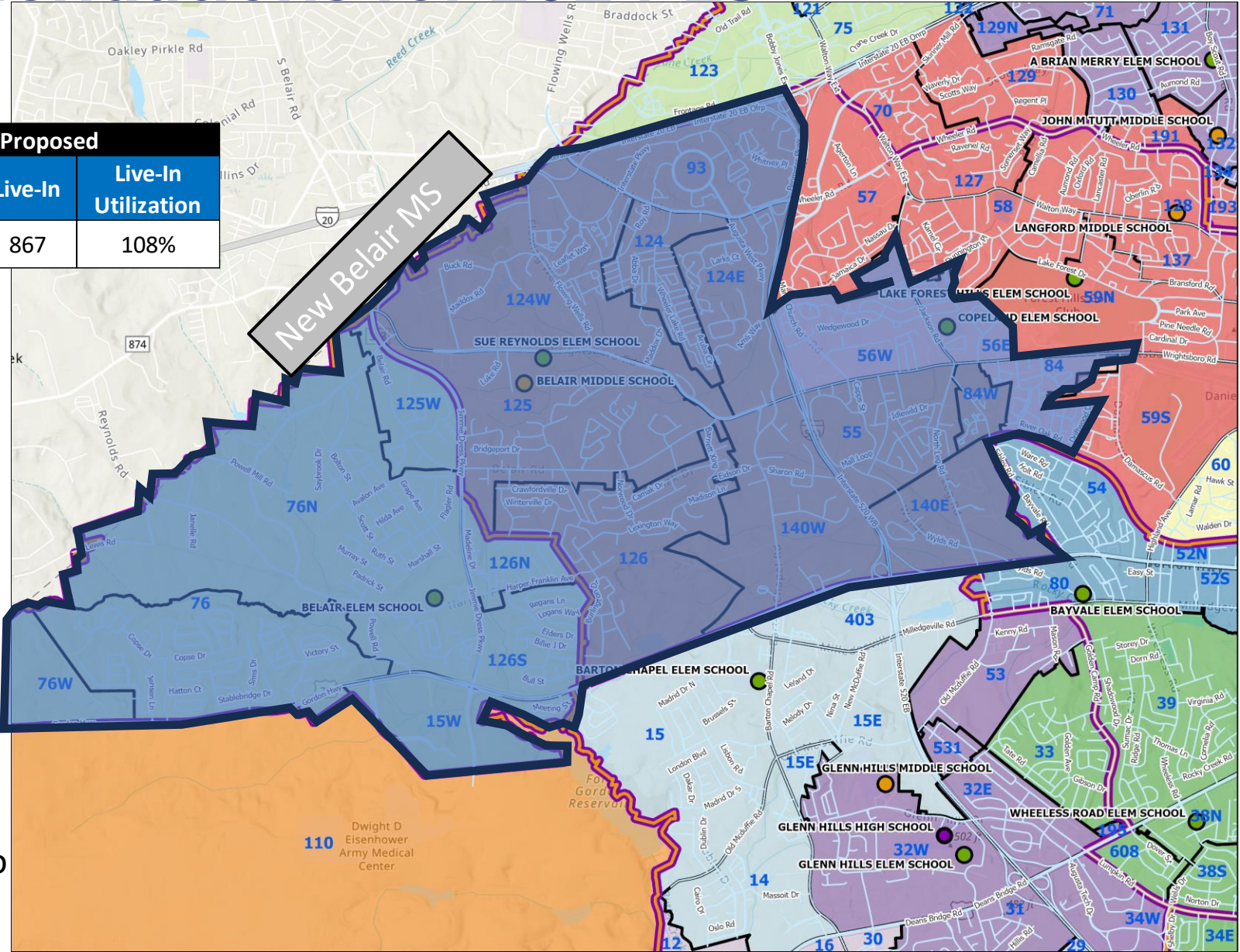
Approved Recommendations for 2024-25

New Belair MS

| School | Current | | | Proposed | | |
|---------------|----------|---------|---------------------|----------|---------|---------------------|
| | Capacity | Live-In | Live-In Utilization | Capacity | Live-In | Live-In Utilization |
| New Belair MS | | | | 800 | 867 | 108% |

New Belair MS

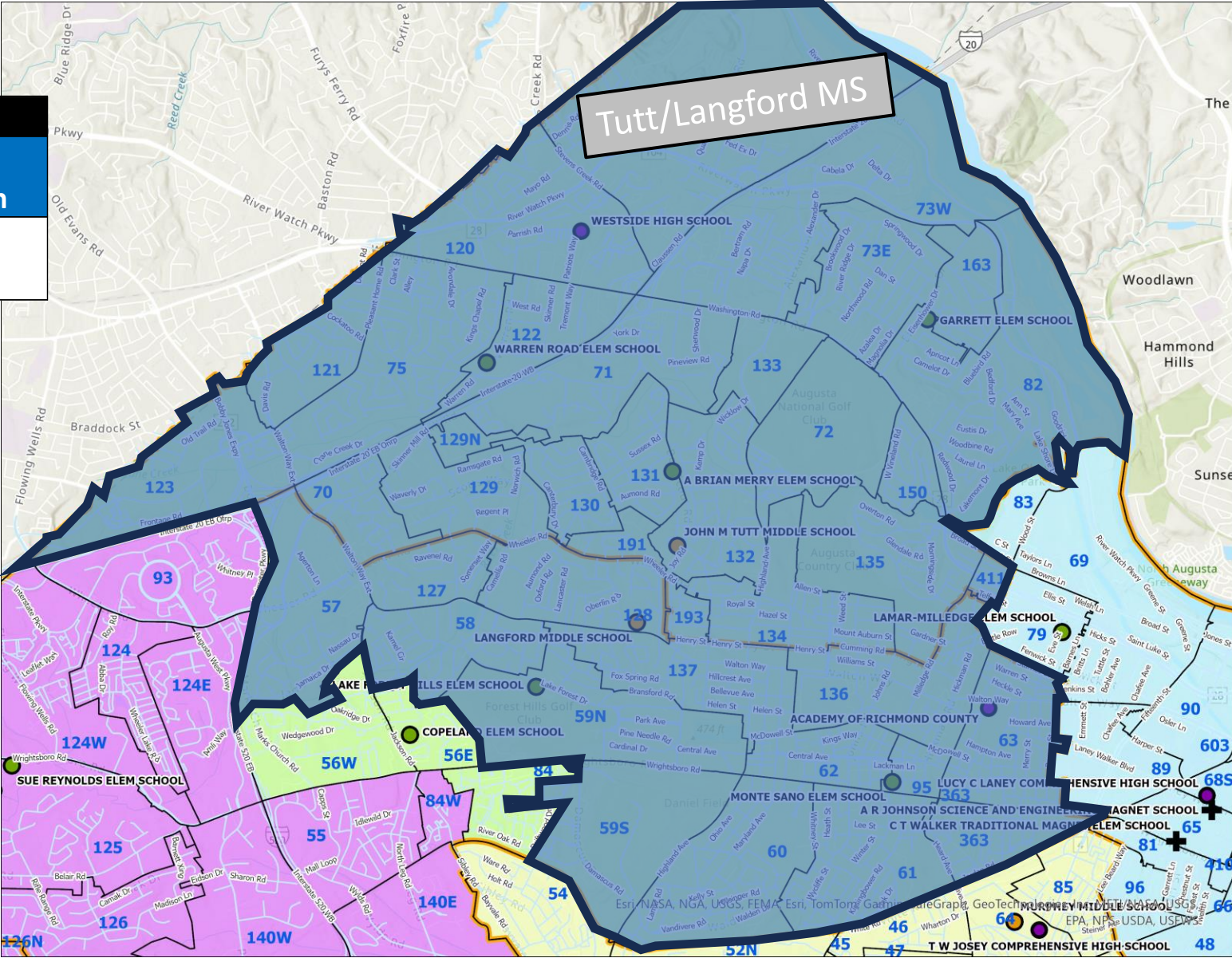
- Belair PK-8 converts to PK-5
- Copeland ES NPU's move from Langford MS: 133 6-8 students
- Reynolds ES NPU's move from Langford MS: 333 6-8 students
- New Belair MS is fed 100% from Belair ES, Copeland ES, and Reynolds ES
- 2023-24 district-wide magnet school enrollment from proposed Belair MS boundary: 133 students
- 12 CR addition will be completed during 2024-25 school year, increasing capacity to 1,056



Approved Recommendations for 2024-25

Tutt/Langford

| School | Proposed | | |
|-------------------------|----------|---------|---------------------|
| | Capacity | Live-In | Live-In Utilization |
| Langford/Tutt MS @ Tutt | 704 | 893 | 127% |



Tutt/Langford

- Langford MS is scheduled to begin being rebuilt on-site in 2024-25
- Langford MS students would temporarily move to Tutt beginning in 2024-25
- Once complete, Tutt MS students will move to the new Langford MS
- 2023-24 district-wide magnet school enrollment from proposed Langford/Tutt MS boundary: 222 students



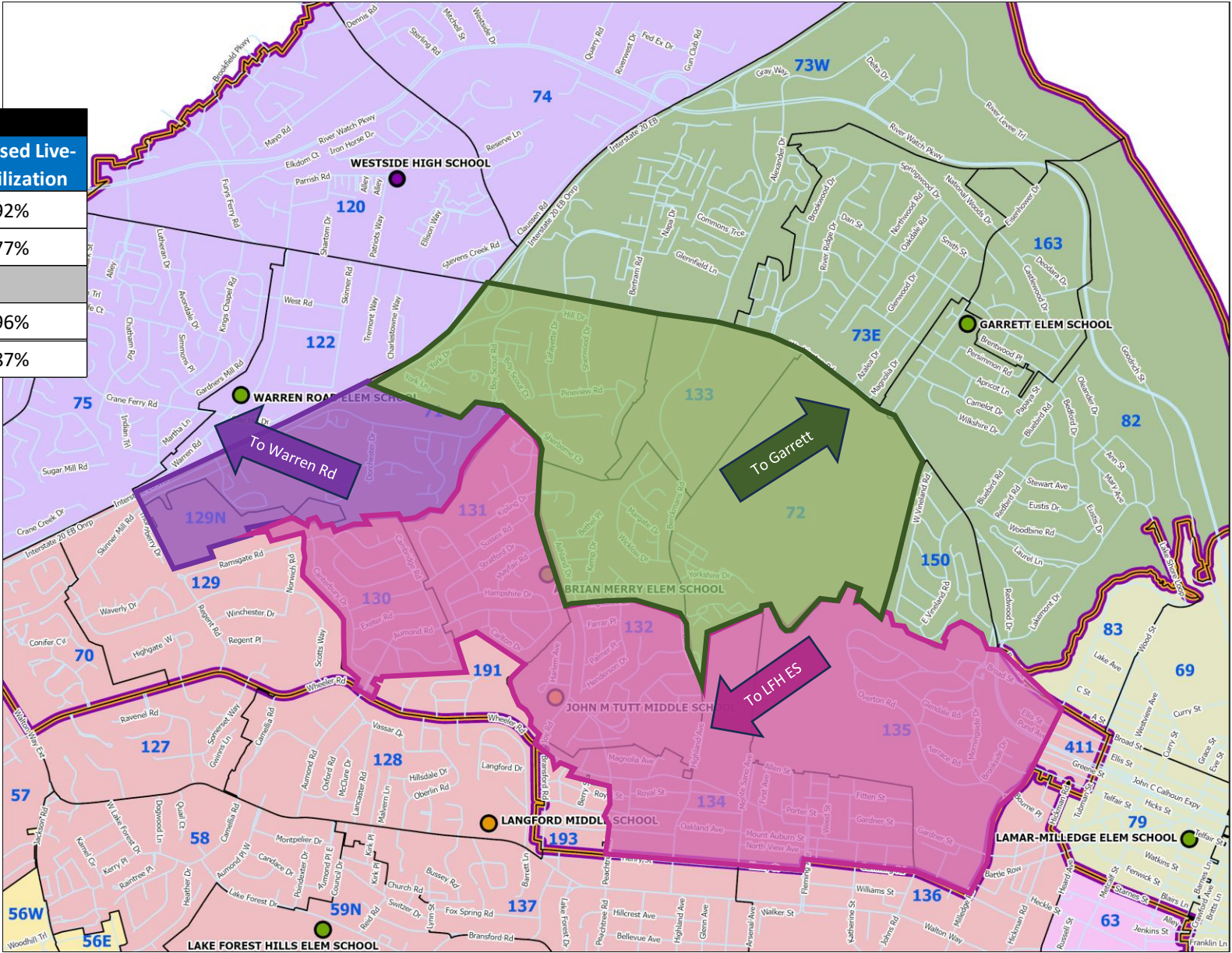
Approved Recommendations for 2024-25

Close Merry ES

| School | Current | | | Proposed | | |
|----------------------|----------|---------|---------------------|----------|---------|------------------------------|
| | Capacity | Live-In | Live-In Utilization | Capacity | Live-In | Proposed Live-In Utilization |
| Garrett ES | 454 | 331 | 73% | 454 | 417 | 92% |
| Lake Forest Hills ES | 721 | 359 | 50% | 721 | 552 | 77% |
| Merry ES | 495 | 349 | 71% | | | |
| Warren Road ES | 680 | 580 | 85% | 680 | 650 | 96% |
| Total | 2,350 | 1,619 | 69% | 1,855 | 1,619 | 87% |

Merry ES Closure

- NPU 129N and southern portion of NPU 71 to Warren Road: 70 PK-5 students
- NPU 72, 133, northern portion of NPU 71 and northern portion of NPU 132 to Garrett: 86 PK-5 students
- NPU 130, 131, 134, 135, and southern portion of NPU 132 to Lake Forest Hills: 193 PK-5 students



Approved Recommendations for 2024-25

Close Spirit Creek MS

| School | Current | | | Proposed | | |
|-----------------|----------|---------|---------------------|----------|---------|---------------------|
| | Capacity | Live-In | Live-In Utilization | Capacity | Live-In | Live-In Utilization |
| Hephzibah MS | 937 | 518 | 55% | 937 | 703 | 75% |
| Pine Hill MS | 925 | 602 | 65% | 925 | 874 | 94% |
| Spirit Creek MS | 894 | 566 | 63% | | | |
| Total | 2,756 | 1,686 | 61% | 1,862 | 1,577 | 85% |

Spirit Creek MS Closure

- NPU 215 moves to Richmond Hill MS: 113 6-8 students
- NPU's 4, 101, 413, 414N, 414S, 415, 416, 417 move to Pine Hill MS: 272 6-8 students
 - Diamond Lakes feeds 100% to Pine Hill MS
- NPU's 92E, 92W, 170, 175, 304, 314, 314S, 607 move to Hephzibah MS: 185 6-8 students
 - Deer Chase ES and Hephzibah ES feed 100% to Hephzibah MS

